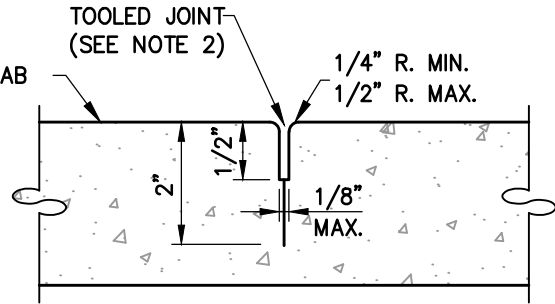


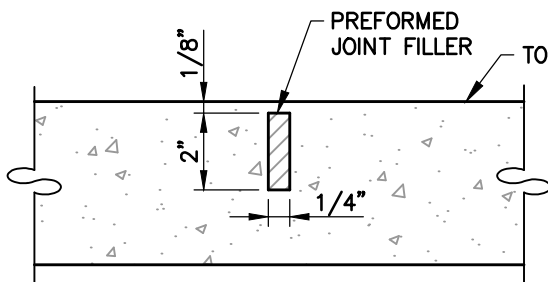
EXPANSION/ISOLATION JOINT

NTS



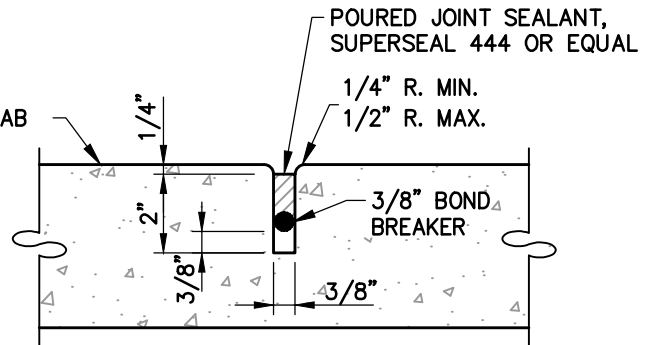
**WEAKENED PLANE JOINT
SIDEWALK, CURB & GUTTER**

NTS



**WEAKENED PLANE JOINT
P.C.C. PAVEMENT**

NTS



**SAWED OR PREFORMED
STRIP JOINT**

NTS

NOTES:

1. ALL CONCRETE EDGING AND JOINTING SHALL CONFORM TO SECTION 312 OF THE STANDARD SPECIFICATIONS FOR PUBLIC WORKS CONSTRUCTION (SSPWC).
2. AFTER PRELIMINARY TROWELING, THE CONCRETE SHALL BE PARTED TO A DEPTH OF 2 INCHES WITH A STRAIGHTEDGE ON THE FRONT TOP AND BACK. THE CONCRETE SHALL THEN BE REFLOATED TO FILL THE PARTED JOINT WITH MORTAR. FINAL JOINT FINISHING SHALL BE ACCOMPLISHED WITH A JOINTER TOOL AS SHOWN.
- ⚠ 3. FULL DEPTH EXPANSION JOINTS MUST BE PLACED IN SIDEWALKS AT TANGENT POINTS, GRADE BREAKS $\geq 1\%$, EACH SIDE OF CURB RAMPS AND AT A MAXIMUM OF 30 FOOT INTERVALS. WEAKENED PLANE JOINTS MUST BE PLACED IN SIDEWALK AT A MAXIMUM OF 5 FOOT INTERVALS.
- ⚠ 4. EXPANSION JOINTS MUST BE PLACED IN CURB/CURB AND GUTTER AT TANGENT POINTS, GRADE BREAKS AND EACH SIDE OF CURB RAMPS.

NO.	REVISION	DATE	P.C.C. JOINTING DETAILS	SECTION
1	NOTES 3 & 4	3/22		CARSON CITY
				DRAWING NO. C-5.1.1 (312)
				DATE MAR 2022
APPROVED BY:		3/22		